




TREND SCHEDULE 2023

| | 1 | 2 | 3 | 4 | 5 | 6 | 7 |
|------|------|------|------|------|------|------|------|
| 2023 | 1.00 | 1.00 | 1.00 | 1.00 | 1.00 | 1.00 | 1.00 |
| 2022 | 1.00 | 1.03 | 1.02 | 1.01 | 1.01 | 1.03 | 1.02 |
| 2021 | 1.19 | 1.18 | 1.20 | 1.17 | 1.20 | 1.21 | 1.20 |
| 2020 | 1.30 | 1.27 | 1.30 | 1.28 | 1.32 | 1.31 | 1.29 |
| 2019 | 1.30 | 1.29 | 1.31 | 1.29 | 1.32 | 1.32 | 1.30 |
| 2018 | 1.34 | 1.33 | 1.35 | 1.33 | 1.37 | 1.38 | 1.35 |
| 2017 | 1.39 | 1.38 | 1.40 | 1.38 | 1.42 | 1.42 | 1.40 |
| 2016 | | 1.40 | 1.43 | 1.41 | 1.44 | 1.44 | 1.43 |
| 2015 | | 1.40 | 1.42 | 1.40 | 1.43 | 1.43 | 1.42 |
| 2014 | | 1.42 | 1.44 | 1.42 | 1.44 | 1.45 | 1.44 |
| 2013 | | | 1.46 | 1.44 | 1.46 | 1.47 | 1.46 |
| 2012 | | | 1.47 | 1.45 | 1.46 | 1.48 | 1.47 |
| 2011 | | | 1.51 | 1.49 | 1.50 | 1.52 | |
| 2010 | | | | 1.53 | 1.55 | 1.56 | |
| 2009 | | | | | 1.54 | 1.55 | |
| 2008 | | | | | 1.58 | 1.59 | |
| 2007 | | | | | 1.65 | 1.67 | |
| 2006 | | | | | | 1.76 | |
| 2005 | | | | | | 2.00 | |
| 2004 | | | | | | 2.11 | |
| 2003 | | | | | | 2.15 | |
| 2002 | | | | | | | |
| 2001 | | | | | | | |
| 2000 | | | | | | | |
| 1999 | | | | | | | |
| 1998 | | | | | | | |
| 1997 | | | | | | | |
| 1996 | | | | | | | |
| 1995 | | | | | | | |
| 1994 | | | | | | | |
| 1993 | | | | | | | |
| 1992 | | | | | | | |
| 1991 | | | | | | | |
| 1990 | | | | | | | |
| 1989 | | | | | | | |
| 1988 | | | | | | | |
| 1987 | | | | | | | |
| 1986 | | | | | | | |
| 1985 | | | | | | | |
| 1984 | | | | | | | |
| | | | | | | | |
| | | | | | | | |







NORMAL DEPRECIATION PERCENTAGE

| Exepectancy | 2 | 3 | 4 | 5 | 6 | 7 | 8 | 9 |
|----------------------|----------------|----------------|-----------------|-----------------|-----------------|-----------------|-----------------|-----------------|
| Effective Age | 5 YEARS | 8 YEARS | 10 YEARS | 12 YEARS | 15 YEARS | 20 YEARS | 25 YEARS | 30 YEARS |
| 2022 | 15.00 | 10.00 | 8.00 | 6.00 | 5.00 | 3.00 | 2.00 | 2.00 |
| 2021 | 31.00 | 21.00 | 16.00 | 13.00 | 10.00 | 7.00 | 5.00 | 3.00 |
| 2020 | 48.00 | 33.00 | 24.00 | 20.00 | 15.00 | 10.00 | 7.00 | 5.00 |
| 2019 | 66.00 | 46.00 | 33.00 | 27.00 | 21.00 | 14.00 | 10.00 | 7.00 |
| 2018 | 77.00 | 57.00 | 42.00 | 34.00 | 27.00 | 18.00 | 13.00 | 9.00 |
| 2017 | 82.00 | 67.00 | 51.00 | 42.00 | 32.00 | 22.00 | 16.00 | 11.00 |
| 2016 | | 74.00 | 61.00 | 50.00 | 38.00 | 26.00 | 19.00 | 14.00 |
| 2015 | | 78.00 | 70.00 | 57.00 | 45.00 | 30.00 | 22.00 | 16.00 |
| 2014 | | 80.00 | 76.00 | 64.00 | 51.00 | 35.00 | 25.00 | 18.00 |
| 2013 | | | 79.00 | 71.00 | 57.00 | 40.00 | 29.00 | 21.00 |
| 2012 | | | 80.00 | 76.00 | 63.00 | 45.00 | 32.00 | 24.00 |
| 2011 | | | | 78.00 | 69.00 | 50.00 | 36.00 | 26.00 |
| 2010 | | | | 80.00 | 74.00 | 55.00 | 40.00 | 29.00 |
| 2009 | | | | | 77.00 | 60.00 | 44.00 | 32.00 |
| 2008 | | | | | 79.00 | 65.00 | 48.00 | 35.00 |
| 2007 | | | | | 80.00 | 69.00 | 52.00 | 39.00 |
| 2006 | | | | | | 73.00 | 56.00 | 42.00 |
| 2005 | | | | | | 76.00 | 61.00 | 46.00 |
| 2004 | | | | | | 78.00 | 66.00 | 49.00 |
| 2003 | | | | | | 79.00 | 70.00 | 53.00 |
| 2002 | | | | | | 80.00 | 70.00 | 53.00 |
| 2001 | | | | | | | 74.00 | 60.00 |
| 2000 | | | | | | | 74.00 | 60.00 |
| 1999 | | | | | | | 77.00 | 66.00 |
| 1998 | | | | | | | 77.00 | 66.00 |
| 1997 | | | | | | | 79.00 | 72.00 |
| 1996 | | | | | | | | 72.00 |
| 1995 | | | | | | | | 77.00 |
| 1994 | | | | | | | | 77.00 |
| 1993 | | | | | | | | 79.00 |
| 1992 | | | | | | | | 79.00 |
| 1991 | | | | | | | | 80.00 |
| 1990 | | | | | | | | 80.00 |
| 1989 | | | | | | | | |

7/1/2021

PERCENT GOOD TABLE

| Exepectancy | 2 | 3 | 4 | 5 | 6 | 7 | 8 | 9 |
|----------------------|----------------|----------------|-----------------|-----------------|-----------------|-----------------|-----------------|-----------------|
| Effective Age | 5 YEARS | 8 YEARS | 10 YEARS | 12 YEARS | 15 YEARS | 20 YEARS | 25 YEARS | 30 YEARS |
| 2022 | 85.00 | 90.00 | 92.00 | 94.00 | 95.00 | 97.00 | 98.00 | 98.00 |
| 2021 | 69.00 | 79.00 | 84.00 | 87.00 | 90.00 | 93.00 | 95.00 | 97.00 |
| 2020 | 52.00 | 67.00 | 76.00 | 80.00 | 85.00 | 90.00 | 93.00 | 95.00 |
| 2019 | 34.00 | 54.00 | 67.00 | 73.00 | 79.00 | 86.00 | 90.00 | 93.00 |
| 2018 | 23.00 | 43.00 | 58.00 | 66.00 | 73.00 | 82.00 | 87.00 | 91.00 |
| 2017 | 18.00 | 33.00 | 49.00 | 58.00 | 68.00 | 78.00 | 84.00 | 89.00 |
| 2016 | | 26.00 | 39.00 | 50.00 | 62.00 | 74.00 | 81.00 | 86.00 |
| 2015 | | 22.00 | 30.00 | 43.00 | 55.00 | 70.00 | 78.00 | 84.00 |
| 2014 | | 20.00 | 24.00 | 36.00 | 49.00 | 65.00 | 75.00 | 82.00 |
| 2013 | | | 21.00 | 29.00 | 43.00 | 60.00 | 71.00 | 79.00 |
| 2012 | | | 20.00 | 24.00 | 37.00 | 55.00 | 68.00 | 76.00 |
| 2011 | | | | 22.00 | 31.00 | 50.00 | 64.00 | 74.00 |
| 2010 | | | | 20.00 | 26.00 | 45.00 | 60.00 | 71.00 |
| 2009 | | | | | 23.00 | 40.00 | 56.00 | 68.00 |
| 2008 | | | | | 21.00 | 35.00 | 52.00 | 65.00 |
| 2007 | | | | | 20.00 | 31.00 | 48.00 | 61.00 |
| 2006 | | | | | | 27.00 | 44.00 | 58.00 |
| 2005 | | | | | | 24.00 | 39.00 | 54.00 |
| 2004 | | | | | | 22.00 | 34.00 | 51.00 |
| 2003 | | | | | | 21.00 | 30.00 | 47.00 |
| 2002 | | | | | | 20.00 | 30.00 | 47.00 |
| 2001 | | | | | | | 26.00 | 40.00 |
| 2000 | | | | | | | 26.00 | 40.00 |
| 1999 | | | | | | | 23.00 | 34.00 |
| 1998 | | | | | | | 23.00 | 34.00 |
| 1997 | | | | | | | 21.00 | 28.00 |
| 1996 | | | | | | | | 28.00 |
| 1995 | | | | | | | | 23.00 |
| 1994 | | | | | | | | 23.00 |
| 1993 | | | | | | | | 21.00 |
| 1992 | | | | | | | | 21.00 |
| 1991 | | | | | | | | 20.00 |
| 1990 | | | | | | | | 20.00 |
| 1989 | | | | | | | | |
| 1988 | | | | | | | | |

7/1/2021